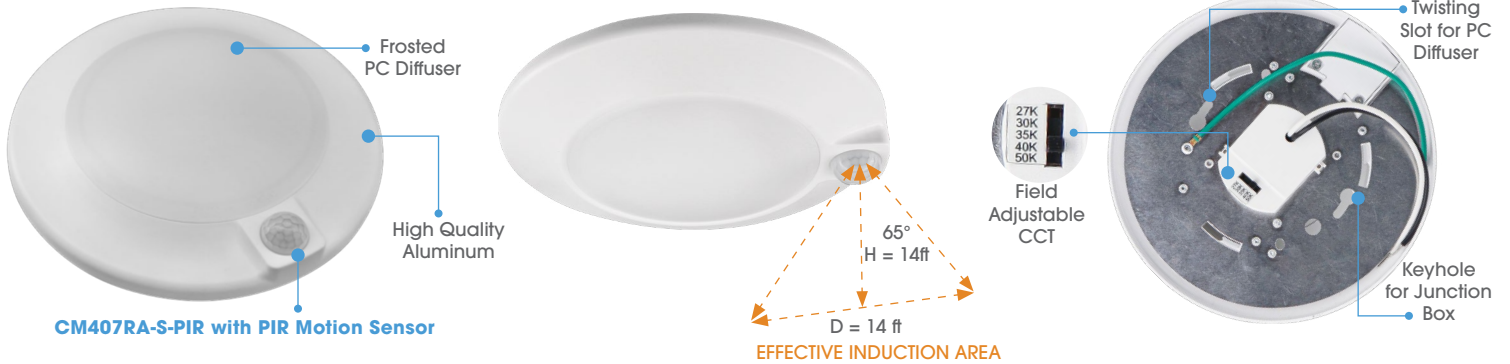


CM407RA-S-PIR

4" LED SURFACE MOUNT
FLUSH MOUNT DISK DOWNLIGHT WITH PIR SENSOR



Fixture Type
Project
Notes



The LED Surface Mount Flush Disk Downlight with Built-in PIR Sensor series is designed for residential and commercial applications. With ultra Low profile design measures a depth of only 1-1/4" and ADA Compliant for Wall Mounting and is suitable for use in closets. Compliant with NEC Sec. 410.16 (A)(3) and 410.16 (C)(5), can easily install within a standard junction box or housing. The Frosted Polycarbonate Diffuser provides comfortable non-glare lighting with no hot spots. 5-Level field-selectable Color Temperature is available.



SPECIFICATIONS

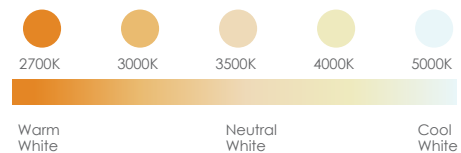
INPUT VOLTAGE	120V AC
WATTAGE	10 W
LUMENS	600 Lm
EFFICACY	60 Lm/W
CRI	90+

BEAM ANGLE	120°
ENVIRONMENT	Indoor - Dry & Wet
CERTIFICATIONS	cETLus, T24 Compliant
LUMEN MAINTENANCE	50,000 hours
WARRANTY¹	5 years

¹ See published warranty terms for detailed information

PERFORMANCE

COLOR TEMPERATURE ³	LUMEN ⁴	WATTAGE	EFFICACY	CRI
SW5 (27/30/35/40/50K) ⁵	600 Lm	10 W	60 Lm/W	90+



³ & ⁴ CCT within +/-10%

⁵ Switchable CCT

ORDERING INFO



MODEL
CM407RA-S-PIR-SW5-WH


CM407RA-S-PIR

4" LED SURFACE MOUNT
FLUSH MOUNT DISK DOWNLIGHT WITH PIR SENSOR



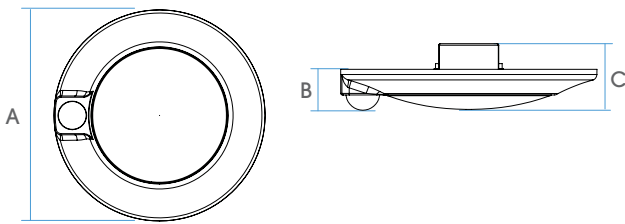
Fixture Type
Project
Notes

HOW IT WORKS



The fixture turns ON whenever motion is detected, not only in the dark but also in daylight. The fixture will turn OFF after 30 seconds of no motion

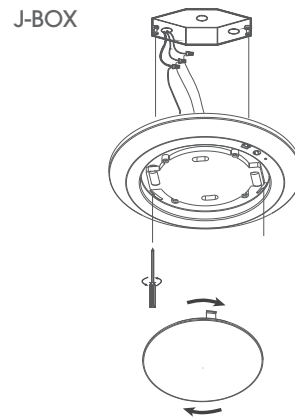
DIMENSIONAL DRAWINGS



DIMENSIONS

A	6-7/8"	201 mm
B	1-1/8"	28 mm
C	1-3/4"	44 mm

INSTALLATION



Each Box includes:

- 4" Disk Light
- 2 J-box Screws
- 3 Wire Nuts